

English Summary: Student mobility in Danish higher education 2009/10

This is an English summary of the Danish report "Mobility Statistics for Higher Education 2009/10". The report (.pdf) can be found here:

www.iu.dk/statistik

This summary gives an overview of international student mobility to and from Denmark, with information about:

- **Exchange students:** Students studying abroad temporarily for a period of at least three months; and
- **Full-degree students:** Students enrolled in a full-degree programme in a country other than their country of origin.

Based on data from the academic year 2009/10, the summary presents the number of Danish students studying abroad, where they went and what they studied. The international student¹ population in Denmark is described in a similar way. By drawing on data from previous years, the summary also seeks to highlight general trends.

Higher education institutions in Denmark offer three different types of degree programmes:

- Two-year Academy Profession programmes
- Three to four-year Professional Bachelor's programmes
- University programmes which include the academic Bachelor's and Master's programmes offered at university level.

The data used in the original report have been collected from various sources: The Danish Ministry of Education, The Ministry of Science, Technology and Innovation, The Danish Min-

¹ An *international student* is defined as a student who has moved to Denmark for the purpose of studying. Students who hold foreign citizenship, but have resided in Denmark for more than a year prior to the beginning of his/her studies, are therefore not included in the term.

istry of Culture and Statistics Denmark.

It should be noted that only exchange students, who study abroad for three months or more are included in the data. The numbers of exchange students presented in this summary therefore slightly underestimate actual exchange student mobility, as shorter stays, such as summer school programmes, are unaccounted for.

The way in which data on international full degree students in Denmark have been extracted has been changed since the last year's mobility report. In the current report, international students with an invalid civil registration number in the registers have been included in the data. Thus, the number of international students studying for a full degree in Denmark is significantly higher than in previous reports.

For further research, the data is accessible (in Danish) at:

www.iu.dk/statistik

It should be noted, that Statistics Denmark regularly updates its data on international students in Denmark. Therefore, the data in this year's report cannot be compared directly to the data included in the 2008/09 report. Data concerning previous years' student mobility should likewise be used as it is presented in this year's report.

Key trends

Table 1: Student mobility in Danish higher education 2009/10. Exchange, full-degree and total numbers

	Danish students abroad	International students in Denmark
Exchange	6,351	8,678
Full-degree	3,474	15,807
Total	9,825	24,485

- The international student population in Denmark continues to grow. In 2009/10 there were 8,678 exchange students and 15,807 students studying for a full degree in Denmark. This constitutes an increase of approximately 16% compared to 2008/09. From 2006/07 to 2009/10 the number of international students in Denmark has increased by 40%.
- The number of Danish students studying abroad also continues to rise. In 2009/10 there were 6,351 exchange students and 3,474 students studying for a full degree abroad. This constitutes a total rise of approximately 9% compared to 2008/09. From 2006/07 to 2009/10 the number of Danish students studying abroad has increased by 21%.

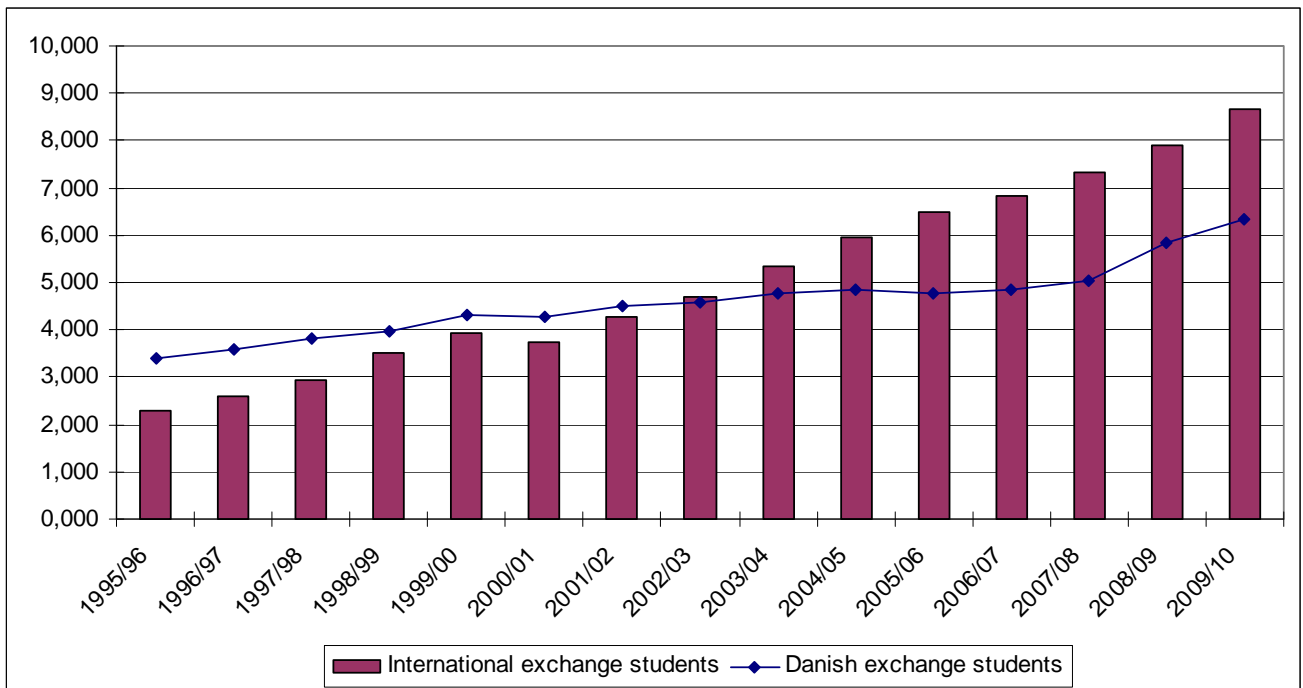
- Similar to previous years, 78% of international exchange students in Denmark came from other European countries. In the case of Danish exchange students about half of them (47%) went to another European country.
- Students from Norway constitute the largest group of international full-degree students in Denmark, while students from China make up the second-largest group.

2. Exchange students

Exchange students include Danish students studying abroad and foreign students studying in Denmark for a period of at least three months. Students undertaking a study or training programme supported by an international programme such as the EU Erasmus programme, students studying abroad as a part of a bilateral agreement between institutions in different countries and students abroad on self-arranged visits are all included in the exchange student group.

Fig. 1 shows the development in exchange student mobility 1995/96 - 2009/10. Since 2002/03, the number of international exchange students coming to Denmark has exceeded the number of Danish exchange students going abroad.

Fig. 1: Exchange mobility. Exchange students to and from Denmark, 1995/96 - 2009/10.



A total of 6,351 Danish students undertook a period of study in another country in 2009/10, while Denmark hosted 8,678 exchange students from abroad. Both figures represent a rise

in exchange student mobility. Students enrolled in university-level higher education constitute a significant majority amongst both incoming and outgoing exchange students.

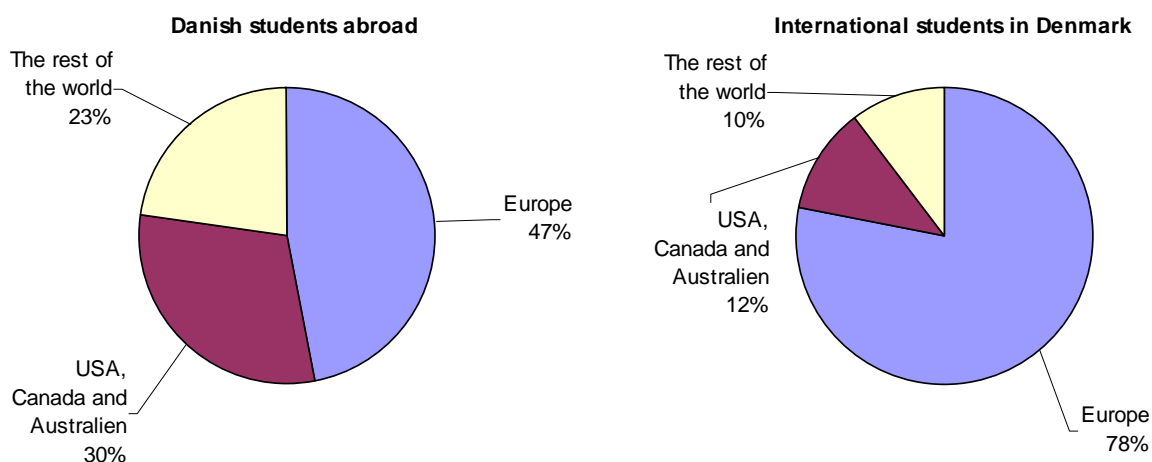
Destinations and origin

About half (47%) of the Danish exchange students undertook their period of study in another European country. The large English-speaking destinations, USA, Canada and Australia attracted a total of 30% of the outgoing Danish exchange students.

Danish students enrolled in university-level education are the most likely to participate in an exchange programme outside Europe. In fact, the single destination attracting most Danish exchange students at university level is the United States (780 students in 2009/10). This means that the tendency amongst Danish university students to prefer overseas English-speaking countries to European countries can be observed again in 2009/10. While Australia, New Zealand and the USA experienced a significant increase in incoming exchange students from Denmark, the number of students who chose to study in Germany, France, Spain and Great Britain remained more or less the same.

Similarly, students enrolled in Professional Bachelor's programmes were less likely to choose a European destination in 2009/10 compared to the previous year (down from 45% to 43% of outgoing students). The share of outgoing students going to the United States and Canada rose by 6% in 2009/10, and Australia dropped by 2%. For students enrolled in Academy Profession degree programmes, Europe remained the most popular destination with a share of 47% of outgoing exchange students.

Fig. 2: Destinations of Danish exchange students abroad (left) and origin of international students in Denmark (right). By region 2009/10.



Close to 80% of the international exchange students studying in Denmark in 2009/10 were from other European countries. The figure reflects the fact that most incoming student mobil-

ity to Denmark takes place within the framework of the EU Erasmus programme. In fact, approximately 66% of all international exchange students in Denmark are students participating in this programme, while this is only the case for approximately 38% of the Danish exchange students abroad.

Exchange students by subjects

An examination of the subject areas studied by exchange students indicates that the level of mobility varies across the different academic disciplines. The majority of Danish university students studying abroad in 2009/10 were enrolled in programmes in the social sciences or humanities. These disciplines, however, are also among the largest in terms of total student enrolment.

Students of pedagogy constituted the largest group of outgoing exchange students at Professional Bachelor's level, while marketing students made up the vast majority among those enrolled in Academy Profession degree programmes. This is similar to previous years' mobility pattern.

Amongst incoming exchange students to Denmark, social science students accounted for the largest group at university level and marketing students likewise in Academy Profession degree programmes. Technology students, however, accounted for the highest number at the Professional Bachelor's programmes. Again, this pattern is very similar to past years'.

3. Full-degree students

This section presents mobility patterns of Danish students enrolled in full degree programmes abroad, and international students enrolled in full degree programmes in Denmark.

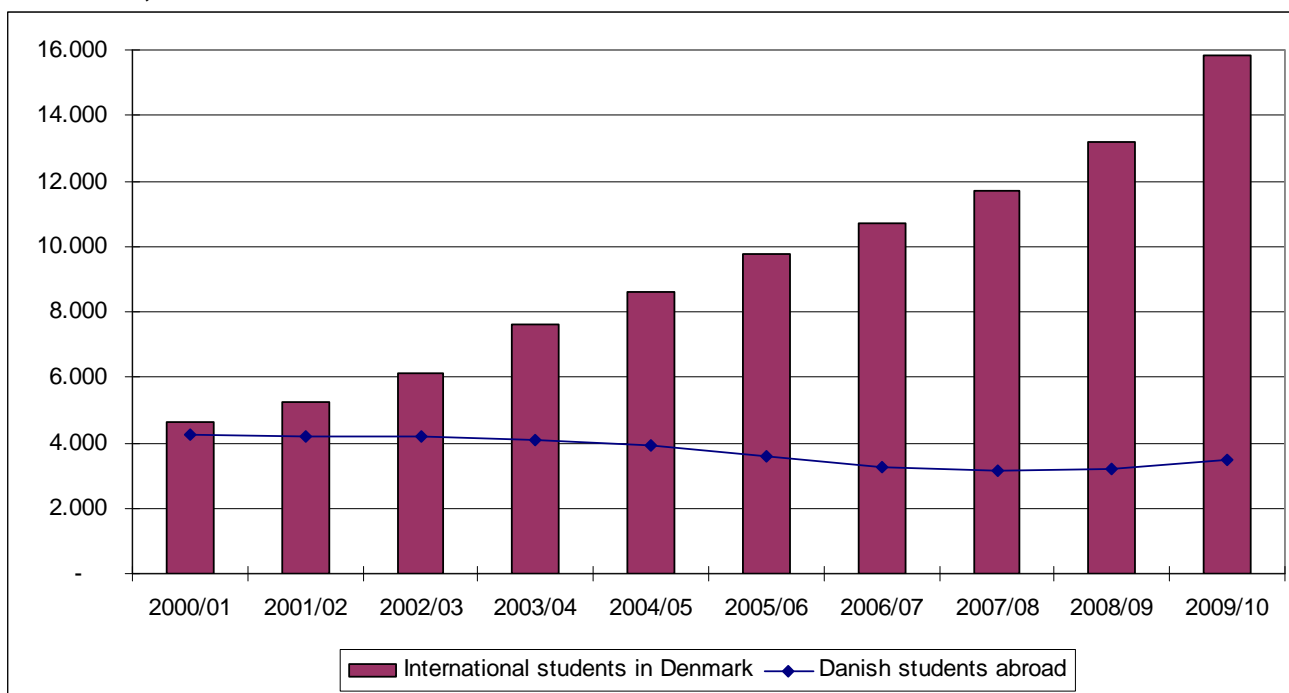
A total of 3,474 Danish students² were in 2009/10 in the process of completing a full degree abroad, which is an increase of 278 students compared to the previous academic year (equivalent to a 9% increase). At the same time, the number of international full-degree students studying in Denmark rose to 15,807 students, which is an increase of 20% compared to 2008/09.

Since the number of Danish students taking a full degree abroad has been decreasing continuously since 2002/03, the marginal increase in numbers in 2008/09 and the significant increase in 2009/10 are largely explained by the introduction of the Danish scholarship grant in 2008³. The increasing number of international students studying for a full degree in Denmark indicates that Denmark is becoming a more and more attractive study destination for international students.

² Please note that this figure includes only students receiving the State Educational Support (SU). This means that some students, such as those taking certain business degree (e.g. MBA) will be omitted, as will those that for other reasons have not applied for the State Educational Support.

³ Read more on the Danish scholarship grant here: www.su.dk/English/Sider/scholarships.aspx.

Fig. 3: Full-degree student mobility. Danish students abroad and international students in Denmark, 1995/96 - 2009/10.



Destinations and origin

Of the 3,474 Danish students studying for a full degree abroad in 2009/10, around 80% did so in another European country – a percentage that has remained unchanged over the past few years. The UK was the most popular destination (1,551 students), with Sweden (381) and the United States (325) some way behind in second and third place. Australia (128) is the only other non-European destination present on the top-ten list.

Most of the 15,807 international students studying for a full degree in Denmark in 2009/10 were studying at university level (9,407). Most of them were enrolled on a Master’s degree programme (6,109), although the number of international students enrolled on Academy Profession degree programmes was also significant at 3,579, which is an increase of 36 % compared to the previous year.

There is great variation between the different degree programmes when it comes to the countries of origin of international full-degree students in Denmark. At universities, students from the other Nordic countries constituted the highest numbers, particularly at undergraduate level. At postgraduate level, the number of students from the rest of Europe was also considerable. European students also made up the largest group – about 61% – of international students at the Professional Bachelor’s programmes, while European and Asian stu-

dents accounted for about 80% of international full-degree students at Academy Profession degree programmes.

Norway was the largest source country of international full degree students with 1,714 students, followed by China (1,194) and Sweden (1,155). While the Chinese full-degree students usually pursue either an Academy Profession degree programme or a Master's degree, the Scandinavian students are most likely to be studying at Professional Bachelor's programmes and at universities.

Table 2: International full-degree students in Denmark. By origin and type of degree programme, 2009/10.

	Academy Profession	Professional bachelor's	University Bachelor's	University Master's	Total
Nordic countries	201	690	1,225	1,743	3,859
The rest of Europe	1,564	1,035	724	1,678	5,001
Asia and Oceania	1,110	246	129	601	2,086
USA and Canada	7	9	30	108	154
Latin America and the Caribbean	16	15	16	99	146
Africa	68	48	19	241	376
Unknown and stateless individuals	613	778	1,155	1,639	4,185
Total	3,579	2,821	3,298	6,109	15,807

Subjects by Danish and international full-degree students

The majority of Danish students enrolled on full degree programmes abroad in 2009/10 were studying social science (1,561) or humanities (1,199). This is similar to the mobility pattern amongst previous cohorts.

Overall, the majority of international full-degree students in Denmark in 2009/10 were enrolled in programmes within the social sciences. Among the Academy Profession degree programmes, the natural sciences also attracted a large group of international students, while most students enrolled in Professional Bachelor's programmes were studying a technical discipline.